
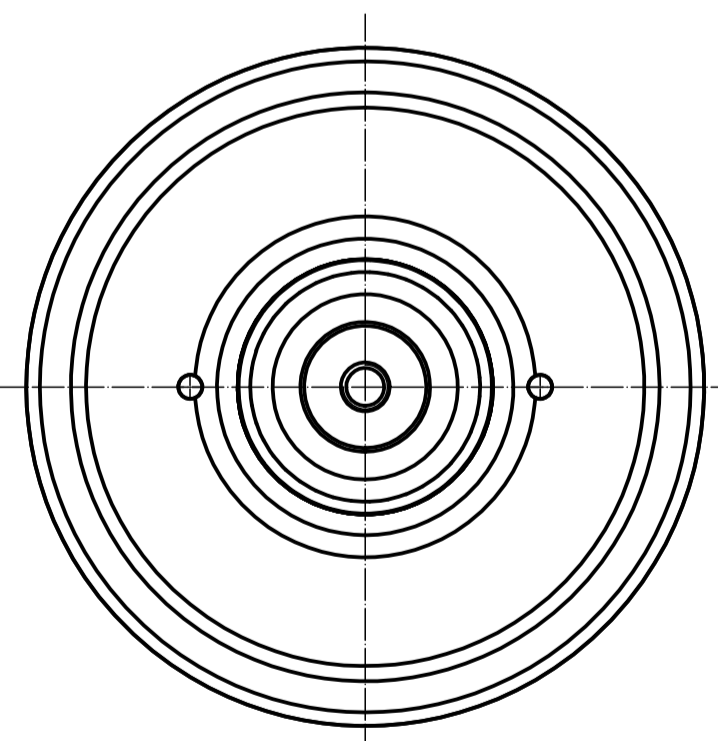
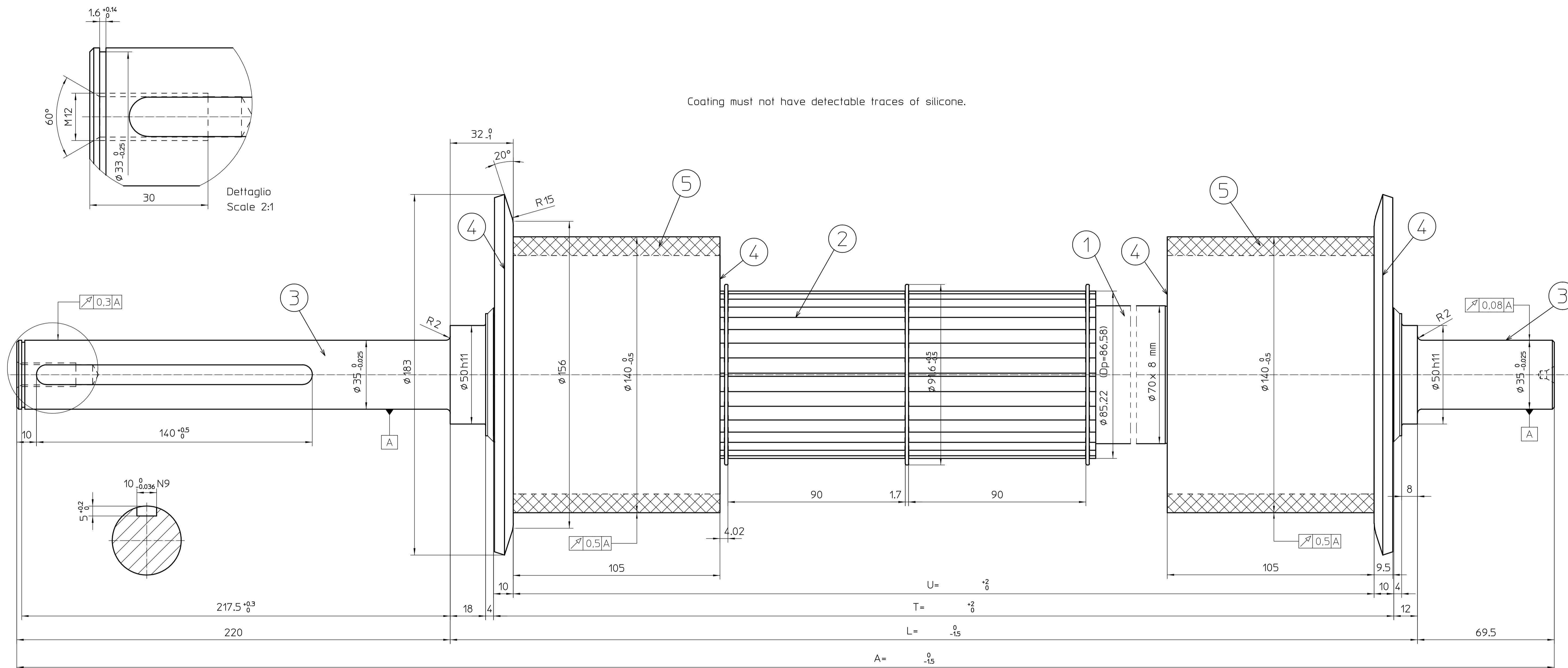


Coating must not have detectable traces of silicone.



1	Tube dia. 70x8 mm EN 10025-S235 or similar/higher.
2	Pulley Z34 HTD 8M-85 Dp=86.58 De=85.22 EN10025-S235 or similar/higher and snap rings SP85 DIN 5417 with rounded edges.
3	Spindle dia. 35/50x69,5 mm EN 10025-S355 and spindle 35/50x220 EN 10025-S355 threaded hole M12x30 and keyway 140x10x5.
4	Flange dia. 183x6 (hardened) and flange dia. 112x5 mm made by EN 10111 DD11 or similar/higher.
5	Polyurethane coating hardness 95 +/-3 Shore A.

DRAWING FOR CUSTOMER

PATENT NR. US9359145
PATENT pending n. EP2985245

DESCRIZIONE ULTIMA MODIFICA		ESEGUITA	APPROV.
02	Aggiornamento perno con inserimento 103A04X M12.	Pace	Gamberini
D140/70x8/35 Z34 HTD 8M-85 POWER ROLLER POLIURETHANE COATED-DE183 HARDENED FLANGES		TOLLERANZE DIM. E FORMA: T268-01-00 T268-03-00 SALDATURE: T287-01-00	
DIS. Rizza DATA 01/04/16 CONTR. Rizza APPROV. Pace		SCALA 1:1 PESO-	FORM. DATA A1 00 01/04/16 3887
DIS.N. 332192V M12		MODIFICHE 01 26/10/16 3965 02 27/10/16 4007	
SOSTITUISCE -		-	

A norma di legge il presente disegno non può essere riprodotto od in qualsiasi modo comunicato a terzi senza nostra autorizzazione scritta